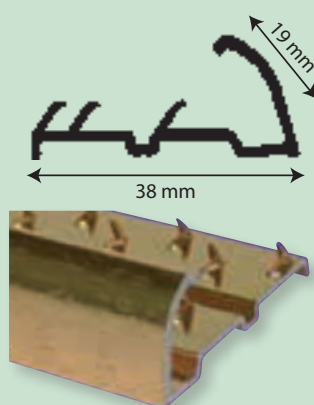





NAP-DOWNS

MT15 – Domestic



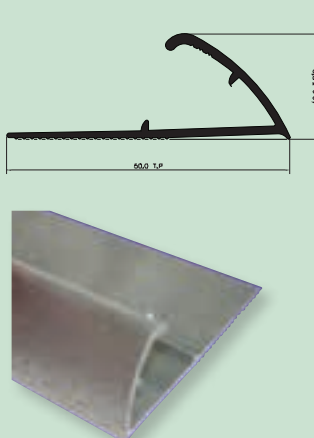
Used with conventionally installed carpets in domestic installations.

MT16 – Pinless Dom.



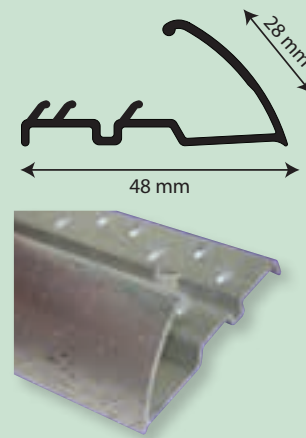
Used with foam-backed carpets or direct-stick carpets in domestic installations.

MX18 – Pinless Com.



Used with direct-stick or double-bonded carpets in commercial installations.

MX19 – Commercial



Used with conventionally installed carpets in commercial or higher traffic installations.

Product Specifications

Product Code:	MT15	MT16	MX18	MX19
Aluminium:	6063/T5	6063/T5	6063/T5	6063/T5
Length:	3.31m	3.31m	3.66m	3.66m
Visible Width:	18mm	18mm	27mm	29mm
Base Width:	36mm	32mm	43mm	47mm
Finishes – Bronze	✓	–	–	–
– Gold	✓	–	–	–
– Pewter	✓	–	–	–
– Silver	✓	✓	✓	✓
Punched Teeth:	Yes	No	No	Yes
Lengths Per Carton:	10	10	10	10

Installation Instructions

Nap-Downs may be fixed to sub-floors by using appropriately-sized wood or concrete nails, bonding products such as “NoMore Nails” or “Ultraset” may be used if concrete penetration is not permitted.

After inserting carpet into Nap-Down, carefully fold down the surface progressively by placing a hardwood block on the surface and tapping down using a hammer. Tapping blocks allow a continuous, level finish to be achieved, without hammer marking on trim surface.

MJS STOCKISTS