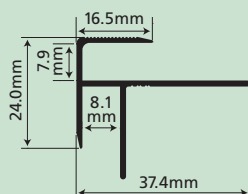





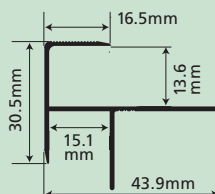
## FLOATING FLOOR STAIR & EXPANSION TRIMS

**MT45**




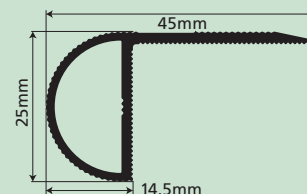
Used with 7-8mm thick laminate flooring to form treads and risers in stairways.

**MT46**



Used with 14-15mm thick wood or laminate flooring to form treads and risers in stairways.

**MT47**



Used to provide a universal stair-nosing solution to floating floors of all thicknesses when forming stairways.

### Product Specifications

Product Code:	MT45	MT46	MT47
Aluminium:	6063/T5	6063/T5	6063/T5
Length:	3.30m	3.30m	3.30m
Visible Surface Width:	16.5mm	16.5mm	46.3mm
Section Insert Height:	8mm	15mm	N/A
Finishes – Bronze	✓	✓	✓
– Silver	✓	✓	–
Lengths Per Carton:	10	10	10

### Installation Instructions

Floating floor nosings and expansion joints may be installed by nailing, stapling, gluing, or in the case of the universal nosing, being countersunk and screwed to the stair head.

As stair edge and joint loadings may be quite high at times, it is recommended that due consideration is given to fixing spacings, with maximum spacings to be no more than 150mm. A bead of "MAXBOND SLS Fast Set Gripper and Metal Mouldings Adhesive" or similar is recommended to be run on the edge of the tread before fixing nosing into place. This will provide extra assurance and take up any unevenness in the tread stopping any tapping effect.

### MJS STOCKISTS