



Tru-Timbers

Engineered Timber Flooring

MJS Floorcoverings Hardwood Flooring Range



Imagine *Fascinate* Empower HARDWOOD

Natural ART

Charm *Simplicity* Home

Lure • Intrigue

Charmi

MJS Tru-Timbers

MJS Tru-Timbers will inspire you to create a unique floor.

Reclaim

Smoked *Oak* Rustic

Distinctive Beauty

Fashion Appeal

Captivate • Attract • Style • Express • Design




Allure

*noun/1: The quality of being powerfully and mysteriously attractive or fascinating
verb 2. Powerfully attract or charm, tempt.*


Whether it be your words or your actions, MJS Tru Timbers ALLURE will tempt you with its charm and beauty.




White



Panorama



Natural



Toulon

Coating • UV Matt

Grading • ABCD

Width • 189 mm

Length • 630 - 1860 mm Random Length

Thickness • 14(3) mm

Installation • Drop Lock

Warranty • 25 year Surface finish • Lifetime structural

Recommended Underlayment •

MJS Soundblock Rubber SB310 for best in room sound




Allure Rustics

adjective 1. Having a simplicity and charm that is considered typical of the country side; unassuming; homely

Extend the charm of ALLURE with a RUSTIC visual to create a unique floor for your home. The unassuming presence of nature in its journey of life to reflect a design only you and nature can create.



Bush



Vulcano White

Coating • UV Matt

Grading • Rustic

Width • 189 mm

Length • 630 - 1860 mm Random Length

Thickness • 14(3) mm

Installation • Drop Lock

Warranty • 25 year Surface finish • Lifetime Structural

Recommended Underlayment •

MJS Soundblock Rubber SB310 for best in room sound




Smoked Oak


adjective 1. To expose fumes in order to produce dark tints

Smoking refers to the natural oxidisation or ageing process of wood, where the boards are fumed to react with the tannins, causing the oak to deepen in colour to a level that would take nature 20-30 years to achieve.

MJS Tru Timbers SMOKED OAK will give your floor that natural beauty of aged oak that only comes with the finest selection of timber. The individual variance of the smoked base will tone with the colour finish to provide a truly unique floor.



Alpine



Berlin

Coating • Natural Oil

Grading • ABCD

Width • 189 mm

Length • 630 - 1860 mm Random Length

Thickness • 14(3) mm

Installation • Tongue & Groove

Warranty • 25 year Surface finish • Lifetime Structural

Recommended Underlayment •

MJS Soundblock Rubber SB310 for best in room sound



Reclaim

verb 1. retrieve or recover (previously lost or given); obtain the return of

Take back the history of a natural timber floor with a traditional style. MJS Tru Timbers RECLAIM will recover the old and bring in the new with its individual style created to embrace tradition.



Arctic Grey



Arcadia Glasgow

Coating • Natural Oil

Grading • Rustic

Width • 75 / 125 / 180 mm

Length • 300 - 1820 mm Random Length

Thickness • 14(3) mm

Installation • Tongue & Groove

Warranty • 25 year Surface finish • Lifetime Structural

Recommended Underlayment •

MJS Soundblock Rubber SB310 for best in room sound




Mode

noun 1. a way or manner in which something occurs or is experienced, expressed or done

Let MJS Tru Timbers MODE become your manner in which you express your style. Add warmth, beauty and sophistication into your space and immerse yourself in this experience.



White



Natural



Caramel

Coating • Natural Oil

Grading • ABCD

Width • 220 mm

Length • 300 - 1820 mm Random Length

Thickness • 20(6) mm

Installation • Tongue & Groove

Warranty • 25 year Surface finish • Lifetime Structural

Recommended Underlayment •

MJS Soundblock Rubber SB310 for best in room sound

Installation & Warranty Guidelines

Detailed Installation and Warranty Guidelines can be found in your Product Manual supplied with your flooring.

Product Care Guidelines

It is only natural that hardwood floors will show signs of wear over time. You can expect years of beauty from your floor by observing a few precautions and maintaining regular cleaning and maintenance routines.

Engineered wood flooring is a natural product which will mature with age. The boards will change shade over time through exposure to sunlight.

- Keep dirt, sand, grit and water off the floor by placing outside mats in front of all entrances to your home.
- Sweep or vacuum regularly to rid the floor of dust and grit that can scratch the finish.
- Remove shoes with spiked or damaged heels before walking on the floor to prevent scratches and dents.
- Keep pets claws trimmed, paws clean and free of dirt or soil.
- Always apply felt pads under any furniture or chair legs to prevent scratches and to ease movement. Keep pads clean at all times and regularly check and replace as necessary.
- Protect the floor when moving heavy furniture or large appliances. Place on mat or slide protector and slide smoothly over floor.
- Never flood or wet mop the floor with water or any other liquid products. Never use a steam mop. Severe damage may occur that voids the warranty.
- Wipe up spills immediately with damp cloth within 15 minutes.
- Keep the relative humidity in your home between 35% and 65%.
- Exposure to sunlight with its UV rays accelerates oxidation and ageing of materials. This may change the colour of the floor. Periodically rearrange the furniture to allow the floor to age evenly.

Detailed Cleaning / Maintenance Guidelines can be found in your Product Manual supplied with your flooring.

Natural Oil Finish Floors

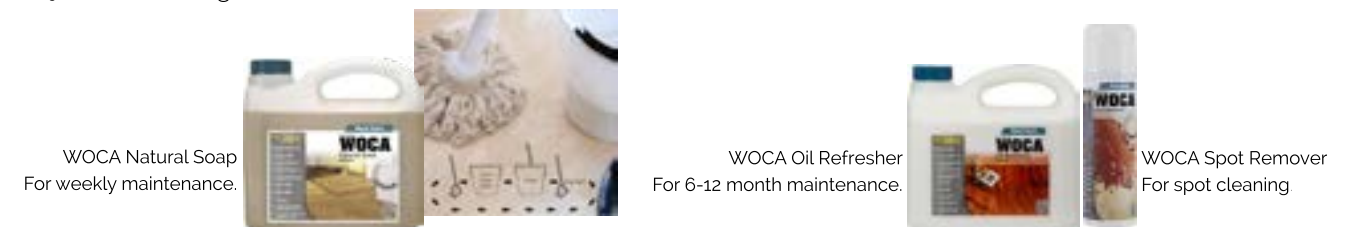
Woca Natural Soap is ideal for cleaning and maintenance of all oiled or soaped wood surfaces, especially suitable for floors. Due to the nourishing properties of the Natural Soap the surface is given optimum protection.

Natural Soap White is recommended for light wood species, while Natural Soap is ideal for natural / dark wood. May be used for the cleaning and maintenance of all known oil systems.

- Sweep / Vacuum floor to remove dirt / dust / grit
- Before you start ensure you shake Natural Soap container. Have two buckets handy.
- In one bucket mix 1 part soap to 40 parts lukewarm water = 125mls of Natural Soap (1/2 cup) into 5 litres of lukewarm water - this makes the Soap Solution.
- Fill the remaining bucket with clean rinsing water. It is recommended always to work with 2 buckets (1 x soap solution and 1 x clean rinsing water). Using 2 buckets avoids contaminating the soap solution with the dirt from the floor.
- Clean floor with soap solution with a soft wrung mop - leave soap solution on floor briefly in order to dissolve dirt. Work in manageable sections. Rinse mop in clean water and wring hard.
- Then place mop in soap solution and wring hard. Use mop to remove dirty soap water off floor. Rinse mop in clean water and wring hard.
- Repeat steps 4-5.

At the same time as cleaning your floor this process re-establishes the protective Natural Soap. Please refer to www.wocadenmark.com for further information & instructions.

All of these WOCA products are available from MJS Floorcoverings. Please visit our website for all location details. www.mjsfloorcoverings.com.au



UV Matt Finish Floors


Peerless Jal Hardwood & Laminate Floor Cleaner is a unique cleaner that lifts soil from the surface of the UV matt finish without leaving streaks or film.

Just apply the cleaner onto a cleaning cloth and/or the micro fibre pad for cleaning small areas or spray a fine mist directly onto the floor and use a swivel head mop with micro fibre pad for cleaning the entire area.

Note: MJS Tru Timbers Engineered Wood Floors are NOT to be cleaned using a conventional wet / flood mop & bucket method / or a steam mop.

Peerless Jal Hardwood & Laminate Cleaner available from MJS Floorcoverings. Please visit our website for all MJS location details www.mjsfloorcoverings.com.au





Tru-Timbers

Engineered Timber Flooring

MJS Floorcoverings Hardwood Flooring Range

MJS Floorcoverings
35 Dividend Street
Mansfield QLD 4122
Phone: 07 3347 7300
Email: CustomerServiceTeam@mjsfloorcoverings.com.au
Website: www.mjsfloorcoverings.com.au

Available from:



MJS Floorcoverings

QLD	07 3347 7300
N QLD	07 4728 8644
NSW	02 9725 5519
ACT	02 6239 1000
VIC	03 9314 2872
TAS	03 6228 1032
SA	08 8340 2246
NT	08 8947 6917

Note: Due to printing limitations, colours pictured cannot be guaranteed to match actual flooring material.

